

May 24, 2025

The Department of Corporate Services
BSE Limited
Phiroze Jeejeebhoy Towers
Dalal Street, Mumbai – 400 001

The Listing Department
National Stock Exchange of India Limited
Exchange Plaza, Bandra Kurla Complex
Bandra (East) Mumbai – 400 051

BSE STOCK CODE: 517271

NSE CODE: HBLENGINE

Dear sir / madam,

**FINANCIAL RESULTS AND OUTCOME OF THE BOARD MEETING HELD ON
SATURDAY, MAY 24, 2025**

We refer to our communication dated April 28, 2025 and pursuant to Regulations 34(2), 47(1) and 53 of SEBI (LODR) Regulations, 2015, we wish to inform you that the Board of Directors at their meeting held on **Saturday, May 24, 2025**, inter-alia approved the following:

1. The Standalone and Consolidated audited financial statements for the quarter and year ended March 31, 2025 was duly approved and taken on record by the Board of Directors. The said results were reviewed by the Audit Committee of directors at its meeting held prior to the board meeting. The copy of the Auditors' Report (Standalone & Consolidated) on the said financial results is enclosed.
2. Pursuant to Regulation 33(3)(d) of the SEBI Listing Regulations, 2015, as amended, we do hereby confirm that the Statutory auditors of the Company, M/s LNR Associates, Chartered Accountants have not expressed any modified opinion(s) in its audit report pertaining to the audited financial results for the year ended March 31, 2025.

Pursuant to SEBI Circular No. SEBI/HO/CFD/CFD-PoD-2/CIR/P/2024/185 dated December 31, 2024, BSE Circular No. 20250102-4 and NSE Circular No. NSE/CML/2025/02 dated 2nd January 2025, we enclose herewith Integrated Filing (Financial) for the year ended 31st March 2025.

Regulation 30 of SEBI Listing Regulations 2015 :

3. **Recommendation of Dividend** : The Board of Directors, at its meeting held today, has recommended a dividend of Re.1/- per equity share of face value of Re. 1/- each fully paid up (i.e. 100%) for the financial year ended March 31, 2025, subject to the approval of the shareholders at the ensuing Annual General Meeting ("AGM") of the Company.
4. Ratified the appointment of M/s LNR Associates, Chartered Accountants, as statutory independent auditors of the Company.
5. Reappointed M/s Narasimha Murthy & Co, as Cost Auditors for the financial year 2025-26.
6. Pursuant to SEBI Listing Regulations 2015, SEBI circular no SEBI/LAD-NRO/GN/2024/218 dated 12th December 2024, and subject to approval of the shareholders of the Company at the ensuing annual general meeting of the Company, the Board of Directors, have appointed "CS Vinay Babu Gade", Company Secretary (MS No.A20592) as Secretarial Auditor of the Company for one term of five (5) consecutive years commencing from FY 2025-26 to FY 2029-30. Requisite details as per SEBI Master Circular No. SEBI/HO/CFD/PoD2/CIR/P/0 155 dated 11th November 2024 is enclosed as (Annexure I).



7. The related party transactions (RTP) for the year ended March 31, 2025 and the proposed RTP for FY 2025-26 which are within the limits.

8. Fixed the date of 39th annual general meeting of the Company on **Thursday, September 25, 2025**.

The meeting commenced at 11:30 a.m. and ended at 01:55 pm.

The disclosure is also available on the Company's website at <https://hbl.in/Investors-Details.php>

This is for your information and record.

Yours faithfully
For HBL Engineering Limited
(Formerly HBL Power Systems Limited)



GBS Naidu
Company Secretary
Ms No. A11234



Annexure I


Disclosure under sub-para (7) of Para A of Part A of Schedule III of SEBI (Listing Obligations and Disclosure Requirements) Regulations, 2015

S. No	Particulars	About the Secretarial Auditor
1	Reason for change	Appointment of CS Vinay Babu Gade, Company Secretary as the Secretarial Auditors of the Company subject to approval of shareholders at the ensuing AGM to be held on September 25, 2025
2	Date of cessation/appointment	Appointed on May 24, 2025 Appointed for one term of five consecutive years commencing from FY 2025-26 to FY 2029-30, subject to approval of shareholders at the ensuing Annual General Meeting.
3	Brief profile (in case of appointment)	CS Vinay Babu Gade, Practicing Company Secretary is a member of the Institute of Company Secretaries of India since 2007 having more than 18 years of extensive experience in company law, SEBI matters, capital markets, corporate restructuring, and other scope of corporate affairs.
4	Disclosure of relationships between directors (in case of appointment of a director):	Not Applicable

- A. Statement on deviation or variation for proceeds of Public Issue, Rights Issue, Preferential Issue, Qualified Institutions Placement Etc. - **Not Applicable**
- B. Format for disclosing outstanding default on loans and debt securities - **Not Applicable**
- C. Format for disclosure of related party transactions (applicable only for half-yearly filings i.e., 2nd and 4th quarter) - **Available in Integrated Filing Finance (XBRL mode)**
- D. Statement on impact of audit qualifications (for audit report with modified opinion) submitted along with annual audited financial results (standalone and consolidated separately) (applicable only for annual filing i.e., 4th quarter) - **Pursuant to Regulation 33(3)(d) of the SEBI Listing Regulations, 2015, as amended, we do hereby confirm that the Statutory auditors of the Company, have not expressed any modified opinion(s) in its audit report pertaining to the audited financial results for the year ended March 31, 2025.**

For HBL Engineering Limited
(Formerly HBL Power Systems Limited)


GBS Naidu
Company Secretary
Ms No. A11234



Independent Auditor's Report on Standalone Annual Financial Results of HBL Engineering Limited (formerly known as HBL Power Systems Limited), pursuant to the Regulation 33 of the SEBI (Listing Obligations and Disclosure Requirements) Regulations, 2015, as amended ("Listing Regulations")

To

The Board of Directors of HBL Engineering Limited (formerly known as HBL Power Systems Limited)

Opinion

We have audited the accompanying Standalone Annual Financial Results (the "Statement") of HBL Engineering Limited (formerly known as HBL Power Systems Limited) (the "Company") for the year ended March 31, 2025, attached herewith, being submitted by the Company pursuant to the requirement of Regulation 33 of the Listing Regulations.

In our opinion and to the best of our information and according to the explanations given to us, the aforesaid standalone annual financial results:

- a. are presented in accordance with the requirements of Regulation 33 of the Listing Regulations in this regard; and
- b. give a true and fair view in conformity with the recognition and measurement principles laid down in the applicable Indian Accounting Standards, and other accounting principles generally accepted in India, of the net profit and other comprehensive income and other financial information for the year ended March 31, 2025.

Basis for Opinion

We conducted our audit in accordance with the Standards on Auditing ("SAs") specified under section 143(10) of the Companies Act, 2013 ("the Act"). Our responsibilities under those SAs are further described in the Auditor's Responsibilities for the Audit of the Standalone Annual Financial Results section of our report. We are independent of the Company, in accordance with the Code of Ethics issued by the Institute of Chartered Accountants of India together with the ethical requirements that are relevant to our audit of the financial statements under the provisions of the Act, and the Rules thereunder, and we have fulfilled our other ethical responsibilities in accordance with these requirements and the Code of Ethics. We believe that the audit evidence obtained by us, is sufficient and appropriate to provide a basis for our opinion.

Management's and Board of Directors' Responsibilities for the Standalone Annual Financial Results

The accompanying Statement which includes the Standalone Annual Financial Results have been compiled from the related audited standalone annual financial statements for the year ended March 31, 2025. The Company's Management and the Board of Directors are responsible for the preparation and presentation of these standalone annual financial results that give a true and fair view of the net profit/loss and other comprehensive income and other financial information in accordance with the recognition and measurement principles laid down in Indian Accounting Standards prescribed under Section 143 of the Act and other accounting principles generally accepted in India and in compliance with Regulation



33 of the Listing Regulations. This responsibility also includes maintenance of adequate accounting records in accordance with the provisions of the Act for safeguarding of the assets of the Company and for preventing and detecting frauds and other irregularities; selection and application of appropriate accounting policies; making judgments and estimates that are reasonable and prudent; and the design, implementation and maintenance of adequate internal financial controls, that were operating effectively for ensuring accuracy and completeness of the accounting records, relevant to the preparation and presentation of the standalone annual financial results that give a true and fair view and are free from material misstatement, whether due to fraud or error. In preparing the standalone annual financial results, the Management and the Board of Directors are responsible for assessing the Company's ability to continue as a going concern, disclosing, as applicable, matters related to going concern and using the going concern basis of accounting unless the Board of Directors either intends to liquidate the Company or to cease operations, or has no realistic alternative but to do so.

The Board of Directors are responsible for overseeing the Company's financial reporting process.

Auditor's Responsibilities for the Audit of the Standalone Annual Financial Results

Our objectives are to obtain reasonable assurance about whether the standalone annual financial results as a whole are free from material misstatement, whether due to fraud or error, and to issue an auditor's report that includes our opinion. Reasonable assurance is a high level of assurance, but is not a guarantee that an audit conducted in accordance with SAs will always detect a material misstatement when it exists. Misstatements can arise from fraud or error and are considered material if, individually or in the aggregate, they could reasonably be expected to influence the economic decisions of users taken on the basis of these standalone annual financial results.

As part of an audit in accordance with SAs, we exercise professional judgment and maintain professional skepticism throughout the audit. We also:

1. Identify and assess the risks of material misstatement of the standalone annual financial results, whether due to fraud or error, design and perform audit procedures responsive to those risks, and obtain audit evidence that is sufficient and appropriate to provide a basis for our opinion. The risk of not detecting a material misstatement resulting from fraud is higher than for one resulting from error, as fraud may involve collusion, forgery, intentional omissions, misrepresentations, or the override of internal control.
2. Obtain an understanding of internal control relevant to the audit in order to design audit procedures that are appropriate in the circumstances. Under Section 143(3) (i) of the Act, we are also responsible for expressing our opinion through a separate report on the complete set of financial statements on whether the company has adequate internal financial controls with reference to financial statements in place and the operating effectiveness of such controls.
3. Evaluate the appropriateness of accounting policies used and the reasonableness of accounting estimates and related disclosures in the standalone annual financial results made by the Management and Board of Directors.
4. Conclude on the appropriateness of the Management and Board of Directors' use of the going concern basis of accounting and, based on the audit evidence obtained, whether a material uncertainty exists related to events or conditions that may cast significant doubt on the appropriateness of this assumption. If we conclude that a material uncertainty exists, we are required to draw attention in our auditor's report to the related disclosures in the standalone



annual financial results or, if such disclosures are inadequate, to modify our opinion. Our conclusions are based on the audit evidence obtained up to the date of our auditor's report. However, future events or conditions may cause the Company to cease to continue as a going concern.

5. Evaluate the overall presentation, structure and content of the standalone annual financial results, including the disclosures, and whether the standalone annual financial results represent the underlying transactions and events in a manner that achieves fair presentation.


We communicate with those charged with governance regarding, among other matters, the planned scope and timing of the audit and significant audit findings, including any significant deficiencies in internal control that we identify during our audit.

We also provide those charged with governance with a statement that we have complied with relevant ethical requirements regarding independence, and to communicate with them all relationships and other matters that may reasonably be thought to bear on our independence, and where applicable, related safeguards.

Other Matters

The accompanying Statement includes the results for the quarter ended March 31, 2025, being the balancing figure between the audited figures in respect of the full financial year and the published unaudited year to date figures up to the third quarter of the current financial year which were subject to limited review by us.

For **L N R Associates**
Chartered Accountants
FRN 05381S


Raghuram Vedula
Partner

M.No. 242883

UDIN: 25242883BMIRMU5360



Place: Hyderabad

Date: May 24, 2025

Audited Standalone Financial Results for the year ended March 31, 2025

Rs. in Lakhs

Sl.No	Particulars	Quarter ending			Year ended	
		31-Mar-25 [Unaudited]	31-Dec-24 [Unaudited]	31-Mar-24 [Unaudited]	31-Mar-25 [Audited]	31-Mar-24 [Audited]
1	Income from operations					
	[a] Sales / Income from operations	45,976.37	45,465.99	60,428.22	1,94,613.25	2,20,859.42
	[b] Other Income	744.58	152.76	655.35	2,678.78	1,665.41
	Total Income	46,720.95	45,618.75	61,083.57	1,97,292.03	2,22,524.83
2	Expenditure					
	[a] Cost of Materials Consumed	23,565.07	23,587.36	27,151.12	98,839.02	1,20,299.60
	[b] Purchase of Stock-in-Trade	-	-	-	7.19	18.25
	[c] (Increase) / Decrease in Finished goods, work in Progress and stock-in-trade	(537.58)	(1,279.07)	1,767.37	(1,710.36)	(6,001.08)
	[d] Employee Benefits expense	4,603.38	4,430.68	5,062.53	16,995.93	14,954.95
	[e] Finance Costs	337.37	433.58	397.77	1,175.80	1,241.89
	[f] Depreciation and Amortisation expense	1,065.12	1,062.74	1,027.07	4,243.72	3,940.74
	[g] Other Expenses	10,556.38	9,215.26	13,316.25	41,450.83	49,736.21
	Total Expenses	39,589.74	37,450.55	48,722.11	1,61,002.13	1,84,190.56
3	Profit/(Loss) before exceptional Items (1-2)	7,131.21	8,168.21	12,361.46	36,289.90	38,334.27
4	Exceptional items - Income / (Expenditure)	(74.49)	(7.82)	(2,522.61)	(123.46)	(2,817.25)
5	Profit/(Loss) before Tax (3+4)	7,056.72	8,160.39	9,838.85	36,166.44	35,517.02
6	Tax Expense					
	[a] Current Tax	1,675.00	2,145.00	2,580.00	9,200.00	9,380.00
	[b] Deferred Tax (Asset)/Liability	254.32	(132.61)	200.48	215.97	(180.24)
	[c] Income Tax relating to previous years	-	-	(0.03)	-	(61.72)
7	Net Profit/(Loss) after Tax (5-6)	5,127.40	6,148.00	7,058.41	26,750.47	26,378.99
8	Extraordinary Items (net of tax expense)	-	-	-	-	-
9	Net Profit/(Loss) for the period (7-8)	5,127.40	6,148.00	7,058.41	26,750.47	26,378.99
10	Other Comprehensive Income (Net of tax)					
	Items that will not be reclassified to Profit or Loss -					
	Remeasurement of Defined Benefit Plans	136.37	(78.43)	(153.56)	(88.79)	(226.18)
	Income Tax	(34.32)	19.74	38.64	22.35	56.92
	[ii] Items that may be reclassified to profit or loss -					
	Exchange differences in translating the financial statements of foreign operations					
	Income Tax					
11	Total Comprehensive Income (9+10)	5,229.45	6,089.31	6,943.49	26,684.03	26,209.73
12	Paid-up equity share capital (Face Value Re 1/- each)	2,771.95	2,771.95	2,771.95	2,771.95	2,771.95
13	Reserves excluding revaluation reserves (as per Balance sheet of previous accounting year)				1,43,060.44	1,17,762.38
14	[i] Earnings Per Share (before extraordinary items) (of Re 1/- each) (not annualised):					
	[a] Basic	1.89	2.20	2.50	9.63	9.46
	[b] Diluted	1.89	2.20	2.50	9.63	9.46
	[ii] Earnings Per Share (after extraordinary items) (of Re 1/- each) (not annualised):					
	[a] Basic	1.89	2.20	2.50	9.63	9.46
	[b] Diluted	1.89	2.20	2.50	9.63	9.46

- 1 The above financial results were reviewed by the Audit Committee in its meeting held on May 24, 2025 and approved by the Board of Directors at the meeting held on May 24, 2025. Above meetings were held in physical presence and also through video conference.
- 2 The figures of the quarter ended March 31, 2025 are the balancing figures between the audited figures in respect of the full financial year and the published year to date figures upto the third quarter of the current financial year.
- 3 The Board of Directors have recommended a Dividend of 100% on the paid-up capital of the company, representing ₹ 1 (Rupee one) per Equity Share of ₹ 1 (Rupee one) each paid-up.
- 4 The Consolidated Results of the Group is presented separately by including the parent HBL Engineering Limited (Formerly known as HBL Power Systems Limited), its four (4) subsidiaries and two (2) associates as required.
- 5 EPS is calculated based on total comprehensive income which is attributable to equity shareholders.
- 6 Figures of the previous quarters / periods have been regrouped, wherever necessary.
- 7 The results shall also be available on website of the Company : <http://hbl.in/investors>; BSE: www.bseindia.com and NSE: www.nseindia.com

By order of the Board
for HBL Engineering Limited
(Formerly known as HBL Power Systems Limited)

A. J. Prasad

Dr. A J Prasad
Chairman & Managing Director
DIN : 00057275



Place: Hyderabad
Date: May 24, 2025

For LNR Associates
Chartered Accountants
Firm Registration No. 05381S

V. Raghuram

Raghuram Vedula
Partner

M.No : 242883

UDIN : 25242883BMIRMU5360



Place: Hyderabad
Date: May 24, 2025

Standalone Statement of Assets & Liabilities

Rs. in Lakhs

Sl.No	Particulars	As at	As at
		31-Mar-25	31-Mar-24
		[Audited]	[Audited]
A	ASSETS		
1	Non Current Assets		
	[a] Property, Plant and Equipment	36,430.15	33,306.37
	[b] Capital Works in Progress	6,818.15	1,798.71
	[c] Right of use assets	1,572.39	422.39
	[d] Intangible Assets	356.82	789.29
	[e] Financial Assets		
	[i] Investments	18,485.44	9,322.63
	[ii] Loans	220.00	220.00
	[iii] Other Financial Assets	5,281.53	6,987.54
	[f] Other Non Current Assets	3,383.59	176.66
	Sub-total - Non-Current Assets	72,548.07	53,023.59
2	Current Assets		
	[a] Inventories	52,058.52	42,891.80
	[b] Financial Assets		
	[i] Investments	8,077.34	2.58
	[ii] Trade Receivables	38,603.05	35,585.75
	[iii] Cash and cash equivalents	11,296.04	22,057.47
	[iv] Other Bank Balances	2,399.12	1,147.98
	[v] Others	4,909.06	4,569.69
	[c] Current tax assets (net)	-	-
	[c] Other Current Assets	3,851.14	3,097.60
	[e] Assets held for sale	-	-
	Sub-total - Current Assets	1,21,194.27	1,09,352.87
	TOTAL ASSETS	1,93,742.34	1,62,376.46
B	EQUITY AND LIABILITIES		
1	Equity		
	[a] Equity Share Capital	2,771.95	2,771.95
	[b] Other Equity	1,43,060.44	1,17,762.38
	Sub-total - Shareholders' funds	1,45,832.39	1,20,534.33
2	Non Current Liabilities		
	[a] Financial Liabilities		
	[i] Borrowings	41.79	1,593.06
	[ii] Lease Liability	1,295.28	264.91
	[b] Provisions	3,864.84	3,253.99
	[c] Deferred Tax Liabilities (Net)	983.11	789.49
	[d] Other non-current liabilities	-	-
	Sub-total - Non-Current Liabilities	6,185.02	5,901.45
3	Current Liabilities		
	[a] Financial Liabilities		
	[i] Borrowings	4,544.01	3,490.64
	[ii] Lease Liability	373.52	226.24
	[iii] Trade Payables		
	[a] Total outstanding dues of MESE	1,481.40	1,492.61
	[b] Total outstanding dues to creditors other than MESE	16,428.53	11,380.58
	[iv] Other financial liabilities	4,567.69	6,415.97
	[b] Other Current Liabilities	9,358.30	8,403.87
	[c] Provisions	4,616.17	3,744.31
	[d] Current Tax Liability (net)	355.31	786.46
	Sub-total - Current Liabilities	41,724.93	35,940.68
	TOTAL - EQUITY AND LIABILITIES	1,93,742.34	1,62,376.46

By order of the Board
for **HBL Engineering Limited**
(Formerly known as HBL Power Systems Limited)

A. J. Prasad
Dr. A J Prasad
Chairman & Managing Director
DIN : 00057275



For LNR Associates
Chartered Accountants
Firm Registration No. 05381S

V. Raghuram
Raghuram Vedula
Partner
M.No : 242883
UDIN : 252428838M1RMU5360



Place: Hyderabad
Date: May 24, 2025

Place: Hyderabad
Date: May 24, 2025

HBL Engineering Limited
(Formerly known as HBL Power Systems Limited)
Audited Standalone Cash Flow Statement for the year ended March 31, 2025

HBL

Rs. in Lakhs

		March 31, 2025	March 31, 2024
A Cash flow from operating activities			
Net profit before tax and exceptional items		36,289.90	38,334.27
Exceptional items - income / (expenditure) *		(123.46)	(2,817.25)
Other comprehensive income (net)		(88.79)	(226.18)
Total comprehensive income before tax		36,077.65	35,290.84
Adjustments for:			
Depreciation	3,554.35		3,141.29
Amortisation	432.46		603.02
Changes in Right of use assts and lease liabilities	326.26		262.72
Diminution in value of investments	62.68		300.00
Assets written off	85.05		2,686.09
Profit/loss on sale of assets	(8.77)		10.49
Profit/loss on exchange of assets	(15.49)		(4.31)
Advances & deposits written off	28.10		174.20
Interest income and income from investments	(1,282.21)		(642.95)
Interest expense	337.97		793.01
Bad debts written off (Credit impairment)	(25.00)		-
Provision for doubtful debts (Lifetime expected credit loss)	505.00		955.43
Other provisions	1,482.72		2,869.71
		5,483.11	11,148.71
Operating profit before working capital changes		41,560.76	46,439.55
(Increase)/decrease in trade receivables	(3,522.29)		(7,167.00)
(Increase)/decrease in inventories	(9,166.72)		(9,768.98)
(Increase) / decrease in financial assets **	(641.14)		(90.14)
Increase/(decrease) in trade payables	5,036.74		3,215.28
Increase/(decrease) in current liabilities	(893.84)		4,054.61
		(9,187.25)	(9,756.24)
Cash generated from operations		32,373.51	36,683.31
Income tax paid net of refunds		(9,631.15)	(8,292.67)
Income tax adjustment relating to previous years		-	61.72
Net cash flow from operating activities (A)		22,742.36	28,452.36
B Cash flow from investing activities			
Purchase of fixed assets including CWIP	(11,861.21)		(6,661.86)
Capital advances	(3,206.94)		(172.21)
Sale proceeds of fixed assets	102.85		365.67
Purchase of investments	(17,300.25)		(8,816.40)
Addition of investments on account of business combination	-		-
Sale proceeds of investments	-		-
Interest income and income from investments	1,282.21		642.95
		(30,983.33)	(14,641.85)
Net Cash flow from investing activities (B)			
C Cash flow from financing activities			
Proceeds from Long-term borrowings	(27.41)		(6,919.38)
Repayment of Long term borrowings	1,592.48		8,463.64
Payment of lease liability	298.62		238.06
(Increase)/decrease in working capital borrowings	(1,067.17)		926.10
Repayment of interest free sales tax loan	-		-
(Increase)/decrease in unsecured loans	-		-
Dividend payment	1,385.97		1,247.38
Interest paid	337.97		793.01
Net cash flow used in financing activities (C)		2,520.46	4,748.81
D Net increase in cash and cash equivalents (A+B-C)		(10,761.43)	9,061.71
Cash and cash equivalents at beginning of the period		22,057.47	12,995.77
Cash and cash equivalents at end of the period		11,296.04	22,057.47
Financial statements of UK Subsidiary			
Cash and cash equivalents			
Cash on hand		14.58	10.29
Balances with banks in current account		11,281.46	22,047.18
Total		11,296.04	22,057.47

By order of the Board
for **HBL Engineering Limited**
(Formerly known as HBL Power Systems Limited)

A. J. Prasad

Dr. A J Prasad
Chairman & Managing Director
DIN : 00057275



Place: Hyderabad
Date: May 24, 2025

For **LNR Associates**
Chartered Accountants
Firm Registration No. 05381S

N. Raghuram
Raghuram Vedula
Partner
M.No: 242883
UDIN : 25242883BMIRMU5360



Place: Hyderabad
Date: May 24, 2025

HBL Engineering Limited

(Formerly known as HBL Power Systems Limited)

CIN:L40109TG1986PLC006745

**Audited Standalone Segment-wise Revenue, Results and Capital Employed
For the year ended March 31, 2025**

Rs. in Lakhs

	Quarter ending			Year ended	
	31-Mar-25 [Unaudited]	31-Dec-24 [Unaudited]	31-Mar-24 [Unaudited]	31-Mar-25 [Audited]	31-Mar-24 [Audited]
Segment Revenue					
Industrial Batteries	34,185.89	34,434.39	36,062.58	1,38,410.71	1,40,312.28
Defence & Aviation Batteries	4,613.38	5,431.46	6,307.67	22,722.17	17,961.17
Electronics	5,796.38	4,451.95	16,808.43	29,837.83	54,066.96
Unallocated	1,457.08	1,271.12	1,715.49	4,109.37	9,304.25
Total	46,052.73	45,588.92	60,894.17	1,95,080.08	2,21,644.66
Less: Intersegment Revenue	76.36	122.93	465.95	466.83	785.24
Sales/Income from Operations	45,976.37	45,465.99	60,428.22	1,94,613.25	2,20,859.42
Segment Results					
Industrial Batteries	8,846.63	8,069.41	5,962.81	32,613.40	25,562.77
Defence & Aviation Batteries	1,272.72	2,373.35	3,929.31	8,509.77	8,162.49
Electronics	(1,204.73)	440.56	4,014.57	2,351.59	9,181.82
Unallocated	22.23	(401.58)	389.49	(2,265.96)	629.47
Total	8,936.85	10,481.74	14,296.18	41,208.80	43,536.55
Less: [i] Interest	(337.37)	(433.58)	(397.77)	(1,175.80)	(1,241.89)
[ii] Exceptional Items-Income/(Expense)	(74.49)	(7.82)	(2,522.61)	(123.46)	(2,817.25)
[iii] Other Un-allocable Expenditure net off	(2,212.85)	(2,032.71)	(2,192.30)	(6,421.88)	(5,625.80)
[iv] Un-allocable Income	744.58	152.76	655.35	2,678.78	1,665.41
Total Profit Before Tax after Extraordinary Items	7,056.72	8,160.39	9,838.85	36,166.44	35,517.02
Segment Assets					
Industrial Batteries	74,383.25	70,690.02	66,782.47	74,383.25	66,782.47
Defence & Aviation Batteries	29,754.07	26,302.78	19,255.08	29,754.07	19,255.08
Electronics	35,146.88	28,761.68	30,167.13	35,146.88	30,167.13
Unallocated	54,458.14	53,594.92	46,171.78	54,458.14	46,171.78
	1,93,742.34	1,79,349.40	1,62,376.46	1,93,742.34	1,62,376.46
Segment Liabilities					
Industrial Batteries	18,083.57	17,579.64	10,590.75	18,083.57	10,590.75
Defence & Aviation Batteries	2,306.68	2,354.53	3,330.08	2,306.68	3,330.08
Electronics	14,875.41	11,150.12	17,344.13	14,875.41	17,344.13
Unallocated	11,305.87	7,139.88	9,001.22	11,305.87	9,001.22
Total	46,571.53	38,224.17	40,266.18	46,571.53	40,266.18

[a] The company's operations include Industrial batteries, Defence & Aviation batteries and Electronics, the segment revenue, segment results and segment assets and liabilities of other activities are individually below the threshold limit set out in paragraph 11 of Ind AS 108. Accordingly, Industrial batteries, Defence & Aviation batteries and Electronics segments are shown separately as reportable segments and others are included in unallocated segment.

[b] Inter segment revenue is measured at the market price at which the products are sold to external Customers

[c] Figures of the previous quarters / periods have been regrouped, wherever necessary.

By order of the Board
for HBL Engineering Limited
(Formerly known as HBL Power Systems Limited)

A. J. Prasad

Dr. A J Prasad
Chairman & Managing Director
DIN : 00057275

Place: Hyderabad
Date: May 24, 2025



Independent Auditor's Report on Audit of the Consolidated Annual Financial Results of HBL Engineering Limited (formerly known as HBL Power Systems Limited), pursuant to the requirement of Regulation 33 of the SEBI (Listing Obligations and Disclosure Requirements) Regulations, 2015, as amended ("Listing Regulations")

To

The Board of Directors of HBL Engineering Limited (formerly known as HBL Power Systems Limited)

Opinion

We have audited the accompanying Consolidated Annual Financial Results (the "Statement") of HBL Engineering Limited (formerly known as HBL Power Systems Limited) (the "Holding Company") and its subsidiaries (the Holding Company and its subsidiaries together referred to as "the Group"), and its share of the net profit after tax and total comprehensive income of its associates for the year ended March 31, 2025, attached herewith, being submitted by the Holding Company pursuant to the requirement of Regulation 33 of the Listing Regulations.

In our opinion and to the best of our information and according to the explanations given to us and based on the consideration of report of other auditors on separate audited financial statements/financial information/financial results of the subsidiaries and associates referred to in paragraph (1) of "Other Matters" section below, the aforesaid Statement:

(a) includes the annual financial results of the following entities:

Subsidiaries

- 1) HBL America Inc.
- 2) HBL Germany GmbH
- 3) Torquedrive Technologies Private Limited
- 4) TTL Electric Fuel Private Limited

Associates

- 1) Naval Systems & Technologies Private Limited
- 2) Tonbo Imaging India Private Limited

(b) are presented in accordance with the requirements of Regulation 33 of the Listing Regulations in this regard; and

(c) give a true and fair view in conformity with the recognition and measurement principles laid down in the applicable Indian Accounting Standards, and other accounting principles generally accepted in India, of consolidated net profit and other comprehensive income and other financial information of the Group for the year ended March 31, 2025.

Basis for Opinion

We conducted our audit in accordance with the Standards on Auditing ("SAs") specified under section 143(10) of the Companies Act, 2013 ("Act"). Our responsibilities under those SAs are further described



in the *Auditor's Responsibilities for the Audit of the Consolidated Annual Financial Results* section of our report. We are independent of the Group and its associates in accordance with the Code of Ethics issued by the Institute of Chartered Accountants of India together with the ethical requirements that are relevant to our audit of the financial statements under the provisions of the Act, and the Rules thereunder, and we have fulfilled our other ethical responsibilities in accordance with these requirements and the Code of Ethics. We believe that the audit evidence obtained by us along with the consideration of audit report of the other auditors referred to in paragraph (1) of the "Other Matters" section below, is sufficient and appropriate to provide a basis for our opinion.

Management's and Board of Directors' Responsibilities for the Consolidated Annual Financial Results

The accompanying Statement includes the Consolidated Annual Financial Results which have been compiled from the related audited consolidated annual financial statements for the year ended March 31, 2025. The Holding Company's Board of Directors are responsible for the preparation and presentation of these Consolidated Annual Financial Results that give a true and fair view of the net profit/ loss and other comprehensive income and other financial information of the Group including its associates in accordance with the Indian Accounting Standards prescribed under Section 133 of the Act read with relevant rules issued thereunder and other accounting principles generally accepted in India and in compliance with Regulation 33 of the LODR Regulations.

The respective Board of Directors of the companies included in the Group and of its associates are responsible for maintenance of adequate accounting records in accordance with the provisions of the Act for safeguarding of the assets of the Group and its associates and for preventing and detecting frauds and other irregularities; selection and application of appropriate accounting policies; making judgments and estimates that are reasonable and prudent; and the design, implementation and maintenance of adequate internal financial controls, that were operating effectively for ensuring accuracy and completeness of the accounting records, relevant to the preparation and presentation of the Consolidated Annual Financial Results that give a true and fair view and are free from material misstatement, whether due to fraud or error, which have been used for the purpose of preparation of the Consolidated Annual Financial Results by the Directors of the Holding Company, as aforesaid.

In preparing the Consolidated Annual Financial Results, the respective Board of Directors of the companies included in the Group and of its associates are responsible for assessing the ability of the Group and its associates to continue as a going concern, disclosing, as applicable, matters related to going concern and using the going concern basis of accounting unless the respective Board of Directors either intends to liquidate the Group or to cease operations, or has no realistic alternative but to do so.

The respective Board of Directors of the companies included in the Group and of its associates are responsible for overseeing the financial reporting process of the Group and of its associates.

Auditor's Responsibilities for the Audit of the Consolidated Annual Financial Results

Our objectives are to obtain reasonable assurance about whether the Consolidated Annual Financial Results as a whole are free from material misstatement, whether due to fraud or error, and to issue an auditor's report that includes our opinion. Reasonable assurance is a high level of assurance, but is not a guarantee that an audit conducted in accordance with SAs will always detect a material misstatement when it exists. Misstatements can arise from fraud or error and are considered material if, individually or in the aggregate, they could reasonably be expected to influence the economic decisions of users taken on the basis of these consolidated annual financial results.



As part of an audit in accordance with SAs, we exercise professional judgment and maintain professional skepticism throughout the audit. We also:

1. Identify and assess the risks of material misstatement of the consolidated annual financial results, whether due to fraud or error, design and perform audit procedures responsive to those risks, and obtain audit evidence that is sufficient and appropriate to provide a basis for our opinion. The risk of not detecting a material misstatement resulting from fraud is higher than for one resulting from error, as fraud may involve collusion, forgery, intentional omissions, misrepresentations, or the override of internal control.
2. Obtain an understanding of internal control relevant to the audit in order to design audit procedures that are appropriate in the circumstances. Under Section 143(3) (i) of the Act, we are also responsible for expressing our opinion through a separate report on the complete set of financial statements on whether the company has adequate internal financial controls with reference to financial statements in place and the operating effectiveness of such controls.
3. Evaluate the appropriateness of accounting policies used and the reasonableness of accounting estimates and related disclosures in the Consolidated Annual Financial Results made by the Management and Board of Directors.
4. Conclude on the appropriateness of the Board of Directors use of the going concern basis of accounting and, based on the audit evidence obtained, whether a material uncertainty exists related to events or conditions that may cast significant doubt on the ability of the Group and its associates to continue as a going concern. If we conclude that a material uncertainty exists, we are required to draw attention in our auditor's report to the related disclosures in the Consolidated Annual Financial Results or, if such disclosures are inadequate, to modify our opinion. Our conclusions are based on the audit evidence obtained up to the date of our auditor's report. However, future events or conditions may cause the Group and its associates to cease to continue as a going concern.
5. Evaluate the overall presentation, structure and content of the Consolidated Annual Financial Results, including the disclosures, and whether the Consolidated Annual Financial results represent the underlying transactions and events in a manner that achieves fair presentation.
6. Obtain sufficient appropriate audit evidence regarding the financial results/financial information of the entities within the Group and its associates to express an opinion on the Consolidated Annual Financial Results. We are responsible for the direction, supervision and performance of the audit of financial information of such entities included in the Consolidated Annual Financial Results of which we are the independent auditors. For the other entities included in the Annual Consolidated Annual Financial Results, which have been audited by other auditors, such other auditors remain responsible for the direction, supervision and performance of the audits carried out by them. We remain solely responsible for our audit opinion. Our responsibilities in this regard are further described in paragraph (1) of the "Other Matters" paragraph in this audit report.

We communicate with those charged with governance of the Holding Company and such other entities included in the Consolidated Annual Financial Results of which we are the independent auditors regarding, among other matters, the planned scope and timing of the audit and significant audit findings, including any significant deficiencies in internal control that we identify during our audit. We also provide those charged with governance with a statement that we have complied with relevant



ethical requirements regarding independence, and to communicate with them all relationships and other matters that may reasonably be thought to bear on our independence, and where applicable, related safeguards.

We also performed procedures in accordance with the circular issued by the SEBI under Regulation 33(8) of the LODR Regulations, as amended, to the extent applicable.

Other Matters


- 1) The accompanying Statement includes the audited financial results/financial information/ financial statements in respect of:
 - (a) Two subsidiaries whose audited standalone financial results/financial information/ financial statements reflect total assets of ₹ 5,246.63 lakhs as at March 31, 2025, total revenues of ₹ 11,762.26 lakhs, total net profit after tax of ₹ 199.68 lakhs, and total comprehensive income of ₹ 174.81 lakhs for the year ended March 31, 2025, and net cash inflows of ₹ 269.73 lakhs for the year ended on that date, as considered in the Statements, which have been audited by their respective independent auditors.
 - (b) Two associates, which have not been audited by us, whose standalone financial results/financial information/ financial statements reflect the Group's share of net profit after tax of ₹ 1,019.38 lakhs and total comprehensive income of ₹ 1,019.06 lakhs for the year ended March 31, 2025, as considered in the Statements, which have been audited by their respective independent auditors.

The independent auditors' reports on the annual audited financial results/ financial information financial statements/ of these entities have been furnished to us by the Management and our opinion on the Consolidated Annual Financial results, in so far as it relates to the amounts and disclosures included in respect of these entities, is based solely on the report of such auditors and the procedures performed by us as stated under Auditor's Responsibilities for the Audit of the Consolidated Annual Financial Results section above.

Our opinion on the Consolidated Annual Financial Results is not modified in respect of the above matters with respect to our reliance on the work done and the reports of the other auditors.

- 2) The accompanying Statement includes the results for the quarter ended March 31, 2025, being the balancing figure between the audited figures in respect of the full financial year and the published unaudited year to date figures up to the third quarter of the current financial year which were subject to limited review by us.

For **L N R Associates**
Chartered Accountants
FRN 05381S



Raghuram Vedula
Partner
M.No. 242883

UDIN: 25242883BMIRMV5470



Place: Hyderabad
Date: May 24, 2025

HBL Engineering Limited

(Formerly known as HBL Power Systems Limited)

CIN:L40109TG1986PLC006745

8-2-601, Road No.10

Banjara Hills

Hyderabad - 500 034

**Audited Consolidated Financial Results for the year ended March 31, 2025**

Rs. in Lakhs

Sl.No	Particulars	Quarter ending			Year ended	
		31-Mar-25 [Unaudited]	31-Dec-24 [Unaudited]	31-Mar-24 [Unaudited]	31-Mar-25 [Audited]	31-Mar-24 [Audited]
1	Income from operations					
	[a] Sales / Income from operations	47,557.55	45,055.70	61,008.62	1,96,720.15	2,23,335.56
	[b] Other Income	683.22	153.95	653.83	2,608.70	1,790.74
	Total Income	48,240.77	45,209.65	61,662.45	1,99,328.85	2,25,126.30
2	Expenditure					
	[a] Cost of Materials Consumed	23,852.00	23,701.79	27,267.49	99,707.57	1,20,834.05
	[b] Purchase of Stock-in-Trade	-	-	-	7.19	18.25
	[c] (Increase) / Decrease in Finished goods, work in Progress and stock-in-trade	(152.75)	(2,064.19)	1,811.22	(2,628.85)	(5,879.20)
	[d] Employee Benefits expense	4,856.07	4,658.99	5,320.48	17,904.67	15,761.92
	[e] Finance Costs	369.01	465.00	417.42	1,302.13	1,293.65
	[f] Depreciation and Amortisation expense	1,090.79	1,118.74	1,089.56	4,418.87	4,125.67
	[g] Other Expenses	11,053.59	9,403.26	13,460.13	42,524.86	50,254.36
	Total Expenses	41,068.71	37,283.59	49,366.30	1,63,236.44	1,86,408.70
3	Profit/(Loss) before exceptional Items (1-2)	7,172.06	7,926.06	12,296.15	36,092.41	38,717.60
4	Exceptional items - Income / (Expenditure)	(109.29)	(4.07)	(2,513.61)	(98.26)	(2,808.25)
5	Profit/(Loss) before Tax (3+4)	7,062.77	7,921.99	9,782.54	35,994.15	35,909.35
6	Tax Expense					
	[a] Current Tax	1,582.97	2,284.56	2,960.87	9,532.19	9,823.54
	[b] Deferred Tax (Asset)/Liability	247.50	(201.55)	267.74	204.78	(118.71)
	[c] Income Tax relating to previous years	-	-	(0.03)	-	(61.10)
7	Net Profit/(Loss) after Tax (5-6)	5,232.30	5,838.98	6,553.96	26,257.18	26,265.62
8	Extraordinary Items (net of tax expense)	-	-	-	-	-
9	Net Profit/(Loss) for the period (7-8)	5,232.30	5,838.98	6,553.96	26,257.18	26,265.62
10	Share of Profit / (loss) of associates	(757.84)	627.59	1,567.01	1,390.54	1,769.12
11	Minority Interest Share of Profit/(loss)	(21.13)	5.82	(23.65)	(44.29)	(53.89)
12	Net Profit/(Loss) for the period (9+10-11)	4,495.59	6,460.75	8,144.62	27,692.01	28,088.63
13	Other Comprehensive Income (Net of tax)					
	[i] Items that will not be reclassified to Profit or Loss -					
	Remeasurement of Defined Benefit Plans	139.76	(80.21)	(155.73)	(89.21)	(228.35)
	Income Tax	(35.20)	20.20	39.20	22.46	57.48
	[ii] Items that may be reclassified to profit or loss -					
	Exchange differences in translating the financial statements of foreign operations	(2.06)	(11.94)	10.01	(24.87)	(8.68)
	Income Tax	0.52	3.00	(2.52)	6.26	2.18
14	Total Comprehensive Income (11+12)	4,598.61	6,391.80	8,035.59	27,606.65	27,911.27
15	Paid-up equity share capital (Face Value Re 1/- each)	2,771.95	2,771.95	2,771.95	2,771.95	2,771.95
16	Reserves excluding revaluation reserves (as per Balance sheet of previous accounting year)				1,45,502.86	1,19,282.18
17	[i] Earnings Per Share (before extraordinary items) (of Re 1/- each) (not annualised):					
	[a] Basic	1.66	2.31	2.90	9.96	10.07
	[b] Diluted	1.66	2.31	2.90	9.96	10.07
	[ii] Earnings Per Share (after extraordinary items) (of Re 1/- each) (not annualised):					
	[a] Basic	1.66	2.31	2.90	9.96	10.07
	[b] Diluted	1.66	2.31	2.90	9.96	10.07

- 1 The above Consolidated financial results were reviewed by the Audit Committee in its meeting held on May 24, 2025 and approved by the Board of Directors at the meeting held on May 24, 2025. Above meetings were held in physical presence and also through video conference.
- 2 The figures of the quarter ended March 31, 2025 are the balancing figures between the audited figures in respect of the full financial year and the published year to date figures upto the third quarter of the current financial year.
- 3 EPS is calculated based on total comprehensive income which is attributable to equity shareholders.
- 4 The consolidated financial statements of HBL includes the financials of Torquedrive Technologies Private Limited which is wholly owned subsidiary and TTL Electric Fuel Private Limited which is a subsidiary with 60% shareholding in addition to the wholly owned subsidiaries viz. HBL America, HBL Germany. The Investments in Companies namely M/s Naval Systems and Technologies Private Limited (NSTL) and M/s Tonbo Imaging India Private Limited (Tonbo) have been considered as Investments in "Associates" and financial results have been accounted under equity method of accounting.
- 5 The subsidiaries viz. SCIL Infracon Private Limited (SCIL) and HBL Tonbo Private Limited (HTPL) have not been considered for consolidation as SCIL has been declared as dormant Company since 2019 and HTPL made an application under Section 248 (2) of the Companies Act, 2013 was made during FY 22-23 for striking off the name of the Company and is under process with Ministry of Corporate Affairs. There are no operations in those Companies.
- 6 Figures of the previous quarters / periods have been regrouped, wherever necessary.
- 7 The results shall also be available on website of the Company : <http://hbl.in/investors>; BSE: www.bseindia.com and NSE: www.nseindia.com

By order of the Board
for HBL Engineering Limited
(Formerly known as HBL Power Systems Limited)

A. J. Prasad

Dr. A J Prasad
Chairman & Managing Director
DIN : 00057275



For LNR Associates
Chartered Accountants
Firm Registration No. 05381S

V. Raghuram

Raghuram Vedula
Partner

M.No : 242883

UDIN : 25242883BMIRMV5470

Place: Hyderabad
Date: May 24, 2025

Place: Hyderabad
Date: May 24, 2025

Consolidated Statement of Assets & Liabilities

Rs. in Lakhs

Sl.No	Particulars	As at	As at
		31-Mar-25	31-Mar-24
		[Audited]	[Audited]
A	ASSETS		
1	Non Current Assets		
	[a] Property, Plant and Equipment	37,342.44	33,846.31
	[b] Capital Works in Progress	6,818.15	2,039.93
	[c] Right of use assets	1,765.44	615.17
	[d] Goodwill	166.00	166.00
	[e] Intangible Assets	388.73	796.27
	[f] Equity accounted investments	11,776.52	10,818.96
	[g] Financial Assets		
	[i] Investments	9,103.14	0.33
	[ii] Other Financial Assets	5,334.18	7,048.92
	[h] Other Non Current Assets	3,383.88	270.38
	Sub-total - Non-Current Assets	76,078.48	55,602.27
2	Current Assets		
	[a] Inventories	53,357.09	43,271.88
	[b] Financial Assets		
	[i] Investments	8,077.34	2.58
	[ii] Trade Receivables	37,332.70	35,233.14
	[iii] Cash and cash equivalents	11,695.14	22,346.83
	[iv] Other Bank Balances	2,564.15	1,147.98
	[v] Others	4,913.14	4,569.70
	[c] Current tax assets (net)	-	-
	[c] Other Current Assets	3,931.48	3,235.22
	[e] Assets held for sale		
	Sub-total - Current Assets	1,21,871.04	1,09,807.33
	TOTAL ASSETS	1,97,949.52	1,65,409.60
B	EQUITY AND LIABILITIES		
1	Equity		
	[a] Equity Share Capital	2,771.95	2,771.95
	[b] Other Equity	1,45,502.86	1,19,282.18
	Sub-total - Shareholders' funds	1,48,274.81	1,22,054.13
2	Non-controlling interest	(42.46)	(68.17)
3	Non Current Liabilities		
	[a] Financial Liabilities		
	[i] Borrowings	588.42	2,295.87
	[ii] Lease Liability	1,463.27	472.12
	[b] Provisions	4,133.69	3,253.99
	[c] Deferred Tax Liabilities (Net)	920.27	796.05
	[d] Other non-current liabilities	-	-
	Sub-total - Non-Current Liabilities	7,105.65	6,818.03
4	Current Liabilities		
	[a] Financial Liabilities		
	[i] Borrowings	4,884.88	3,636.49
	[ii] Lease Liability	492.96	341.73
	[iii] Trade Payables		
	[a] Total outstanding dues of MESE	1,481.40	1,492.61
	[b] Total outstanding dues to creditors other than MESE	16,634.84	11,556.58
	[iv] Other financial liabilities	4,681.79	6,554.49
	[b] Other Current Liabilities	9,478.61	8,514.69
	[c] Provisions	4,621.60	3,745.65
	[d] Current Tax Liability (net)	335.44	763.37
	Sub-total - Current Liabilities	42,611.52	36,605.61
	TOTAL - EQUITY AND LIABILITIES	1,97,949.52	1,65,409.60

By order of the Board
for **HBL Engineering Limited**
(Formerly known as HBL Power Systems Limited)

A. J. Prasad

Dr. A J Prasad
Chairman & Managing Director
DIN : 00057275



Place: Hyderabad
Date: May 24, 2025

For **LNR Associates**
Chartered Accountants
Firm Registration No. 05381S

V. Raghuram

Raghuram Vedula
Partner

M.No : 242883

UDIN : 25242883 BMRMV5470



Place: Hyderabad
Date: May 24, 2025

HBL Engineering Limited
(Formerly known as HBL Power Systems Limited)
Consolidated cash flow statement for the year ended March 31, 2025

HBL

		(Rs. In Lakhs)	
		March 31, 2025	March 31, 2024
A	Cash flow from operating activities		
	Profit before tax and after Non-controlling Interest / associates	37,482.94	40,486.72
	Exceptional items - income / (expenditure) *	(98.26)	(2,808.25)
	Other comprehensive income (net)	(114.08)	(237.03)
	Total comprehensive income	37,270.60	37,441.45
	Adjustments for:		
	Depreciation	3,659.55	3,198.72
	Amortisation of intangible assets	439.73	604.85
	Right of use assts	299.80	322.10
	Profit on sale of assets	(24.26)	10.48
	Advances & deposits written off	28.10	174.24
	Interest income	(1,131.42)	(621.73)
	Interest expense	423.76	800.09
	Bad debts written off (Credit impairment)	(42.84)	-
	Provision for doubtful debts (Lifetime expected credit loss)	560.69	955.43
	Other provisions	1,755.65	2,870.42
		5,968.76	8,314.60
	Operating profit before working capital changes	43,239.36	45,756.05
	(Increase)/decrease in trade receivables	(2,617.41)	(7,966.65)
	(Increase)/decrease in inventories	(10,085.20)	(9,647.10)
	(Increase) / decrease in financial assets**	(769.21)	(117.29)
	Increase/(decrease) in trade paybles	5,067.05	3,221.92
	Increase/(decrease) in current liabilities	(908.79)	4,686.49
		(9,313.56)	(9,822.64)
	Cash generated from operations	33,925.80	35,933.41
	Income tax paid net of refunds	(10,011.95)	(8,773.51)
	Income tax adjustment relating to previous years	-	61.10
	Net cash flow from operating activities (A)	23,913.85	27,221.00
B	Cash flow from investing activities		
	Purchase of fixed assets including CWIP	(12,164.54)	(7,410.75)
	Capital advances	(3,113.50)	2,091.54
	Sale proceeds of fixed assets	222.70	761.74
	Purchase of Investments	-	-
	Addition of investments on account of business combination	-	-
	Investment in associates/others	(18,135.13)	(9,947.96)
	Sale proceeds of investments	-	-
	Net inflow/(outflow) on account of Non-controlling Interest	70.00	35.00
	Interest received	1,131.42	621.73
	Adjustment to Retained earnings on account of Consolidation	-	-
	Net cash flow from investing activities (B)	(31,989.05)	(13,848.70)
C	Cash flow from financing activities		
	Proceeds from Long-term borrowings	(27.41)	915.39
	Repayment of Long term borrowings	1,670.57	-
	Payment of lease liability	307.70	347.05
	(Increase)/decrease in working capital borrowings	(1,184.10)	917.28
	Repayment of interest free sales tax loan	-	-
	(Increase)/decrease in unsecured loans	-	-
	Dividend payment	1,385.97	1,247.38
	Interest paid	423.76	800.09
	Net cash flow used in financing activities (C)	2,576.49	4,227.19
D	Net increase in cash and cash equivalents (A+B-C)	(10,651.69)	9,145.12
	Cash and cash equiv.at beginning of the period	22,346.83	13,201.71
	Cash and cash equiv. at end of the period	11,695.14	22,346.83
	Cash and cash equivalents		
	Cash on hand	14.62	10.41
	Balances with banks in current account	11,680.52	22,336.42
	Total	11,695.14	22,346.83

By order of the Board
for HBL Engineering Limited
(Formerly known as HBL Power Systems Limited)

A. J. Prasad
Dr. A J Prasad
Chairman & Managing Director
DIN : 00057275



For LNR Associates
Chartered Accountants
Firm Registration No. 05381S

V. Raghuram
Raghuram Vedula
Partner
M.No : 242883
UDIN : 252428838M1RMV5470



Place: Hyderabad
Date: May 24, 2025

Place: Hyderabad
Date: May 24, 2025

	Quarter ending			Year ended	
	31-Mar-25 [Unaudited]	31-Dec-24 [Unaudited]	31-Mar-24 [Unaudited]	31-Mar-25 [Audited]	31-Mar-24 [Audited]
Segment Revenue					
Industrial Batteries	35,558.85	33,764.20	36,498.44	1,39,660.71	1,42,279.18
Defence & Aviation Batteries	4,613.38	5,431.46	6,307.67	22,722.17	17,961.17
Electronics	5,796.38	4,451.95	16,808.43	29,837.83	54,066.96
Unallocated	1,665.30	1,531.02	1,860.03	4,966.27	9,813.49
Total	47,633.91	45,178.63	61,474.57	1,97,186.98	2,24,120.80
Less: Intersegment Revenue	76.36	122.93	465.95	466.83	785.24
Sales/Income from Operations	47,557.55	45,055.70	61,008.62	1,96,720.15	2,23,335.56
Segment Results					
Industrial Batteries	8,982.93	7,799.95	5,948.93	32,555.06	25,948.30
Defence & Aviation Batteries	1,272.72	2,373.35	3,929.31	8,509.77	8,162.49
Electronics	(1,204.73)	440.56	4,014.57	2,351.59	9,181.82
Unallocated	19.78	(344.04)	359.23	(2,208.70)	553.70
Total	9,070.70	10,269.82	14,252.04	41,207.72	43,846.31
Less: [i] Interest	(369.01)	(465.00)	(417.42)	(1,302.13)	(1,293.65)
[ii] Exceptional Items-Income/(Expense)	(109.29)	(4.07)	(2,513.61)	(98.26)	(2,808.25)
[iii] Other Un-allocable Expenditure net off	(2,212.85)	(2,032.71)	(2,192.30)	(6,421.88)	(5,625.80)
[iv] Un-allocable Income	683.22	153.95	653.83	2,608.70	1,790.74
Total Profit Before Tax after Extraordinary Items	7,062.77	7,921.99	9,782.54	35,994.15	35,909.35
Segment Assets					
Industrial Batteries	74,674.80	70,634.80	66,986.08	74,674.80	66,986.08
Defence & Aviation Batteries	29,754.07	26,302.78	19,255.08	29,754.07	19,255.08
Electronics	35,146.88	28,761.67	30,167.13	35,146.88	30,167.13
Unallocated	58,373.77	58,220.70	49,001.31	58,373.77	49,001.31
	1,97,949.52	1,83,919.95	1,65,409.60	1,97,949.52	1,65,409.60
Segment Liabilities					
Industrial Batteries	18,750.20	18,034.53	11,074.12	18,750.20	11,074.12
Defence & Aviation Batteries	2,306.68	2,354.53	3,330.08	2,306.68	3,330.08
Electronics	14,875.41	11,150.12	17,344.13	14,875.41	17,344.13
Unallocated	12,529.17	8,284.71	10,115.89	12,529.17	10,115.89
Total	48,461.46	39,823.89	41,864.22	48,461.46	41,864.22

[a] The group's operations include Industrial batteries, Defence & Aviation batteries and Electronics, the segment revenue, segment results and segment assets and liabilities of other activities are individually below the threshold limit set out in paragraph 11 of Ind AS 108. Accordingly, Industrial batteries, Defence & Aviation batteries and Electronics segments are shown separately as reportable segments and others are included in unallocated segment.

[b] Inter segment revenue is measured at the market price at which the products are sold to external Customers.

[c] Figures of the previous quarters / periods have been regrouped, wherever necessary.

By order of the Board
For HBL Engineering Limited
(Formerly known as HBL Power Systems Limited)

A. J. Prasad

Dr. A J Prasad
Chairman & Managing Director
DIN : 00057275



Place: Hyderabad
Date: May 24, 2025

Audited Consolidated Financial Results for the year ended March 31, 2025

Rs. in Lakhs

S.no.	Particulars	Quarter ending			Year ended	
		31-Mar-25 [Unaudited]	31-Dec-24 [Unaudited]	31-Mar-24 [Unaudited]	31-Mar-25 [Audited]	31-Mar-24 [Audited]
1	Total Income from operations	47,557.55	45,055.70	61,008.62	1,96,720.15	2,23,335.56
2	Net Profit/(Loss) for the period (before Tax and Exceptional items)	7,172.06	7,926.06	12,296.15	36,092.41	38,717.60
3	Net Profit/(Loss) for the period before tax (after Exceptional items)	7,062.77	7,921.99	9,782.54	35,994.15	35,909.35
4	Net Profit/(Loss) for the period after tax (after Extraordinary items)	5,232.30	5,838.98	6,553.96	26,257.18	26,265.62
5	Total Comprehensive Income for the period [Comprising Profit/(Loss) for the period (after tax) and Other Comprehensive Income (after tax)]	4,598.61	6,391.80	8,035.59	27,606.65	27,911.27
6	Equity share capital (Face Value Re 1/- each)	2,771.95	2,771.95	2,771.95	2,771.95	2,771.95
7	Reserves (excluding Revaluation Reserves as shown in the Balance sheet for previous year)				1,45,502.86	1,19,282.18
8	i Earnings Per Share (before extraordinary items) (of Re 1/- each) (not annualised):					
	a) Basic	1.66	2.31	2.90	9.96	10.07
	b) Diluted	1.66	2.31	2.90	9.96	10.07
	ii Earnings Per Share (after extraordinary items) (of Re 1/- each) (not annualised):					
	a) Basic	1.66	2.31	2.90	9.96	10.07
	b) Diluted	1.66	2.31	2.90	9.96	10.07

- The above Consolidated financial results were reviewed by the Audit Committee in its meeting held on May 24, 2025 and approved by the Board of Directors at the meeting held on May 24, 2025. Above meetings were held in physical presence and also through video conference.
- The figures of the quarter ended March 31, 2025 are the balancing figures between the audited figures in respect of the full financial year and the published year to date figures upto the third quarter of the current financial year.
- EPS is calculated based on total comprehensive income which is attributable to equity shareholders.
- The consolidated financial statements of HBL includes the financials of Torquedrive Technologies Private Limited which is wholly owned subsidiary and TTL Electric Fuel Private Limited which is a subsidiary with 60% shareholding in addition to the wholly owned subsidiaries viz. HBL America, HBL Germany. The Investments in Companies namely M/s Naval Systems and Technologies Private Limited (NSTL) and M/s Tonbo Imaging India Private Limited (Tonbo) have been considered as Investments in "Associates" and financial results have been accounted under equity method of accounting.
- The subsidiaries viz. SCIL Infracon Private Limited (SCIL) and HBL Tonbo Private Limited (HTPL) have not been considered for consolidation as SCIL has been declared as dormant Company since 2019 and HTPL made an application under Section 248 (2) of the Companies Act, 2013 was made during FY 22-23 for striking off the name of the Company and is under process with Ministry of Corporate Affairs. There are no operations in those Companies.
- Figures of the previous quarters / periods have been regrouped, wherever necessary.
- The results shall also be available on website of the Company : <http://hbl.in/investors>; BSE: www.bseindia.com and NSE: www.nseindia.com

By order of the Board
for HBL Engineering Limited
(Formerly known as HBL Power Systems Limited)

A.J. Prasad

Dr. A J Prasad
Chairman & Managing Director
DIN : 00057275



Place: Hyderabad
Date: May 24, 2025

Audited Standalone Financial Results for the year ended March 31, 2025

Rs. in Lakhs

Sl.No	Particulars	Quarter ending			Year ended	
		31-Mar-25 [Unaudited]	31-Dec-24 [Unaudited]	31-Mar-24 [Unaudited]	31-Mar-25 [Audited]	31-Mar-24 [Audited]
1	Total Income from operations	45976.37	45465.99	60428.22	194613.25	220859.42
2	Net Profit/(Loss) for the period (before Tax and Exceptional items)	7131.21	8168.21	12361.46	36289.90	38334.27
3	Net Profit/(Loss) for the period before tax (after Exceptional items)	7056.72	8160.39	9838.85	36166.44	35517.02
4	Net Profit/(Loss) for the period after tax (after Extraordinary items)	5127.40	6148.00	7058.41	26750.47	26378.99
5	Total Comprehensive Income for the period [Comprising Profit/(Loss) for the period (after tax) and Other Comprehensive Income (after tax)]	5229.45	6089.31	6943.49	26684.03	26209.73
6	Equity share capital (Face Value Re 1/- each)	2771.95	2771.95	2771.95	2771.95	2771.95
7	Reserves (excluding Revaluation Reserves as shown in the Balance sheet for previous year)				143060.44	117762.38
8	i Earnings Per Share (before extraordinary items) (of Re 1/- each) (not annualised):					
	a) Basic	1.89	2.20	2.50	9.63	9.46
	b) Diluted	1.89	2.20	2.50	9.63	9.46
	ii Earnings Per Share (after extraordinary items) (of Re 1/- each) (not annualised):					
	a) Basic	1.89	2.20	2.50	9.63	9.46
	b) Diluted	1.89	2.20	2.50	9.63	9.46

- The above financial results were reviewed by the Audit Committee in its meeting held on May 24, 2025 and approved by the Board of Directors at the meeting held on May 24, 2025. Above meetings were held in physical presence and also through video conference.
- The figures of the quarter ended March 31, 2025 are the balancing figures between the audited figures in respect of the full financial year and the published year to date figures upto the third quarter of the current financial year.
- The Board of Directors have recommended a Dividend of 100% on the paid-up capital of the company, representing ₹ 1 (Rupee one) per Equity Share of ₹ 1 (Rupee one) each paid-up.
- The Consolidated Results of the Group is presented separately by including the parent HBL Engineering Limited (Formerly known as HBL Power Systems Limited), its four (4) subsidiaries and two (2) associates as required.
- EPS is calculated based on total comprehensive income which is attributable to equity shareholders.
- Figures of the previous quarters / periods have been regrouped, wherever necessary.
- The results shall also be available on website of the Company : <http://hbl.in/investors>; BSE: www.bseindia.com and NSE: www.nseindia.com

By order of the Board
for HBL Engineering Limited
(Formerly known as HBL Power Systems Limited)

A. J. Prasad

Dr. A J Prasad
Chairman & Managing Director
DIN : 00057275

Place: Hyderabad
Date: May 24, 2025

